



TEHNIČKI VJESNIK

Znanstveno-stručni časopis tehničkih fakulteta Sveučilišta u Osijeku

TECHNICAL GAZETTE

Scientific-professional journal of technical faculties of the University of Osijek

WPP Pometeno brdo (Croatia)
(Wind Power Plant of 1 MW)



This is the first WPP of several more
in this year. On this location should
be a total 15 WPPs.

Project and production:
KONČAR Zagreb, blades are imported,
the column is made in Croatia,
KONČAR generator,
KONČAR excitation,
KONČAR control,
KONČAR frequency converter,
KONČAR connecting substation.


Concessionaire:

KONČAR Obnovljivi izvori

Photo: Nikica Mikulandra



СЛАВОНСКИ
БРОД.



ОСИЈЕК

siječanj-ožujak, 2010.

January-March, 2010

Slavonski Brod, Croatia

Broj (Number) 1

Godište (Volume) 17

Stranica (Pages) 1-132

TEHNIČKI VJESNIK TECHNICAL GAZETTE

Znanstveno-stručni časopis tehničkih fakulteta Sveučilišta u Osijeku
Scientific professional journal of technical faculties of the University of Osijek

Godište (Volume) 17

Slavonski Brod, siječanj - ožujak (January - March) 2010.

Broj (Number) 1

Teh. vjesn.

Stranica (Pages) 1-132

**Adresa uredništva i glavnog urednika
(Address of Editorial Office):**

Strojarski fakultet - Tehnički vjesnik
Trg Ivane Brlić-Mažuranić 2
HR-35000 Slavonski Brod, Croatia
Tel.: +385 35 446 188, faks: +385 35 446 446
e-mail: teh.vj@sfbsb.hr
http://hrcak.srce.hr/tehnicki-vjesnik

Izdavač (Publisher):

Strojarski fakultet iz Slavonskog Broda
Elektrotehnički fakultet iz Osijeka i
Građevinski fakultet iz Osijeka
sastavnice Sveučilišta Josipa Jurja Strossmayera u Osijeku

Podupiruća institucija (Supporting institution):

Veleučilište u Slavonskom Brodu

Savjet časopisa (Council of Journal):

Predsjednik Radoslav GALIĆ (ETF Osijek), član Dražan KOZAK (SF Slavonski Brod), član Damir MARKULAK (GF Osijek), član Ivan SAMARDŽIĆ (prorektor za znanost, tehnologije, projekte i međunarodnu suradnju)

Urednički odbor (Editorial Board):

Pero RAOS (SF Slavonski Brod), Milan KLJAJIN (zamjenik glavnog urednika) (SF Slavonski Brod), Srete NIKOLOVSKI (ETF Osijek), Snježana RIMAC-DRLJE (ETF Osijek), Goran MARTINOVIĆ (ETF Osijek), Vladimir SIGMUND (GF Osijek), Lidija TADIĆ (GF Osijek), Damir VAREVAC (GF Osijek), Sanja DIMTER (GF Osijek), Ivica KLADARIĆ (SF Slavonski Brod), Tomislav ŠARIĆ (SF Slavonski Brod), Antun STOJČIĆ (VU Slavonski Brod).

**Međunarodni urednički savjet
(International Editorial Council):**

Helmut RAPP (Universität der Bundeswehr München),
Matej FISCHINGER (Univerza v Ljubljani), Jožef DUHOVNIK (Univerza v Ljubljani), Janez KOPAČ (Univerza v Ljubljani), Nenad GUCUNSKI (Member, ASCE, Department of Civil and Environmental Engineering at Rutgers University in Piscataway, NJ, USA), Nenad GUBELJAK (Univerza v Mariboru), Jozef NOVAK-MARCINČIN (TU Košice, Slovakia), Karoly BELINA (GAMF Kecskemet, Hungary).

Savjet eksperata (Council of Experts):

Akademik Božo UDOVIČIĆ (EIHP Zagreb) Tomislav FILETIN i Mladen ŠERCER (Faculty of Mechanical Engineering and Naval Architecture in Zagreb), Ivica DŽEBA (Faculty of Civil Engineering in Zagreb).

Glavni urednik (Editor-in-Chief):

Pero RAOS (SF Slavonski Brod)

Tehnički urednik (Technical Editor):

Milan KLJAJIN (SF Slavonski Brod)

Lektori i prevoditelji (Linguistic Advisers and Translators):

Jasna AŽMAN (hrvatski jezik) (SF Slavonski Brod),
Silva ŠETINA (engleski jezik) (SF Slavonski Brod),
Željka ROSANDIĆ (njemački i engleski jezik) (SF Slavonski Brod)

Korektor i mjeriteljski nadzor (Proofreader and measuring survey):

Zdravko VNUČEC (Slavonski Brod)

UDK (UDC):

Vesna ZOBUNDŽIJA (GF Osijek)

**Računalni slog i zasloni prijelom
(Computer typesetting and screen break):**

Intes, 35000 Slavonski Brod, Nas. Slavonija 2-6/3
tel./faks: +385 35 447 426

Tisak (Print):

Grafika d.o.o., 31000 Osijek, Strossmayerova 295
tel.: +385 31 310 300, fax: +385 31 310 303

Svi objavljeni članci u časopisu recenzirani su
(All papers published in journal have been reviewed)

Časopis izlazi tromjesečno (Journal published quarterly)

Naklada (Circulation): 500 primjeraka (issues)

Časopis je referiran u (Journal is referred in):

the Thomson Reuters services - Science Citation Index Expanded (also known as SciSearch®) and Journal Citation Reports/Science Edition (from January, 2008), INSPEC, Scopus, COMPENDEX, Geo Abstracts (Civil Engineering, Process Engineering and FLUIDEX) (DIALOG, ESA/IRS), Cambridge Scientific Abstracts (CSA: Metals Abstracts/METADEx, Engineering Materials Abstracts, Ceramic Abstracts, Corrosion Abstracts, and Materials Business FileSteel Alerts), EMBASE, Elsevier Biobase, Elsevier GeoAbstracts, Ei-Compendex, PaperChem

Godišnja pretplata (Annual subscription):

Za pravne osobe 560 kn (pojedini broj 140 kn), osobna godišnja pretplata 280 kn (pojedini broj 70 kn), za inozemstvo/for abroad 1120 kn (pojedini broj 280 kn)

Pretplatu prima (Subscriptions receives):

Strojarski fakultet - Tehnički vjesnik, Slavonski Brod,
na žiro račun 2340009-1100171075 model 05, poziv na broj 19

Cijena oglasa (Price of advertisements):

1000 kn za 1/4 stranice, 2000 kn za 1/2 stranice i 4000 kn za 1/1 stranice u crno-bijelom tisku. Kolor tisak se posebno ugovara.

Rukopisi se ne vraćaju (Manuscripts are not returned)

Registracija časopisa (Registration of journal):

Sukladno čl. 58 Zakona o javnom informiranju ("Narodne novine" br. 22/1992.), časopis je registriran 27. listopada 1993. pod brojem 468. Časopis je tiskan novčanom potporom Ministarstva znanosti i tehnologije u 2001.

Uređenje završeno (Preparation ended): 2010-03-23

Contents

Sadržaj

	Preface of editor-in-chief	2
	Uvodna riječ glavnog urednika	
Original scientific paper	<i>Boras, V.; Barić, T.; Muharemović, A.</i>	
Izvorni znanstveni članak	Analyzing of relevant fault type for calculation of minimum fault current magnitude on distribution transformer primary side	3
	Analiziranje mjerodavnog tipa kvara za proračun iznosa minimalne struje kvara na primarnoj strani distribucijskog transformatora	
	<i>Grilec, K.; Jakovljević, S.; Prusac, D.</i>	
	Erosion of ductile cast iron with quartz particles	17
	Erozija nodularnog lijeva česticama kvarcnog pijeska	
	<i>Žujo, V.; Car-Pušić, D.; Brkan-Vejzović, A.</i>	
	Contracted price overrun as contracted construction time overrun function	23
	Prekoračenje ugovorene cijene kao funkcija prekoračenja ugovorenog vremena građenja	
	<i>Baličević, P.; Ivandić, Ž.; Kraljević, D.</i>	
	Temperature transitional phenomena in spherical reservoir wall	31
	Temperaturne prijelazne pojave u stijenci sfernog spremnika	
	<i>Obrović, B. R.; Savić, S. R.; Petrović, R. S.</i>	
	Ionized gas boundary layer on bodies of revolution in the presence of magnetic field	35
	Grafični sloj ioniziranog plina na rotacijskim tijelima pri postojanju magnetskog polja	
	<i>Milanović, J.; Rimac-Drlje, S.; Majerski, I.</i>	
	Radio wave propagation mechanisms and empirical models for fixed wireless access systems	43
	Mehanizmi prostiranja radio vala i empirijski modeli za fiksne radijske pristupne sustave	
Preliminary notes	<i>Čikić, A.; Kondić, Ž.</i>	
Prethodno priopćenje	Research of the waste biomass technical and economic value as one of the technological and energy development criteria of wood processing plants	53
	Istraživanje tehničko-ekonomske vrijednosti otpadne biomase kao jednog od kriterija tehnološkog i energetskog razvoja drvopreradivačkih pogona	
	<i>Petronić, S.; Milosavljević, A.; Radaković, Z.; Drobnjak, P.; Grujić, I.</i>	
	Analysis of geometrical characteristics of pulsed ND:YAG laser drilled holes in superalloy Nimonic 263 sheets	61
	Analiza geometrijskih značajki rupa bušenih ND:YAG impulsnim laserom u limovima superlegure Nimonic 263	
	<i>Galić, I.; Vučković, K.; Tonković, Z.</i>	
	Nonlinear numerical analysis of two-way globe valve housing	67
	Nelinearna numerička analiza kućišta prolaznog ventila	
	<i>Cosic, P.; Lisjak, D.; Antolic, D.</i>	
	The iterative multiobjective method in optimization process planning	75
	Iterativna višekriterijalna metoda u optimiranju tehnološkog procesa	
	<i>Lončar-Vicković, S.; Stober, D.</i>	
	A contribution to settlement network analysis in Baranya - A projection of spatial development potential	83
	Proučavanje rasporeda društvenih djelatnosti u Baranji - prilog prostornom planiranju	
Subject reviews	<i>Draganić, H.; Hadzima-Nyarko, M.; Morić, D.</i>	
Pregledni članak	Comparison of RC frames periods with the empiric expressions given in Eurocode 8	93
	Usporedba perioda vibracija AB okvirmih konstrukcija s empirijskim izrazima danim u Euronormi 8	
	<i>Crnković, D.; Šljivac, D.; Stojkov, M.</i>	
	Influence of wind power plants on power system operation – Part one: Wind power plant operation and network connection criteria	101
	Utjecaj vjetroelektrana na rad elektroenergetskog sustava – 1. dio: Pogon vjetroelektrana i kriteriji priključenja na mrežu	
	<i>Ošljaj, M.; Muršec, B.</i>	
	Biogas as a renewable energy source	109
	Bioplin kao obnovljivi izvor energije	
Professional paper	<i>Mishra, A.; Mishra, D.</i>	
Strukovni članak	ERP system Implementation in FMCG sector	115
	Uvođenje ERP sustava u sektoru brzog kretanja potrošačkih roba	
	<i>Radvanská, A.</i>	
	Abrasive waterjet cutting technology risk assessment by means of failure modes and effects analysis method	121
	Procjena rizika tehnologije abrazivnog rezanja mlazom vode metodom analize mogućnosti kvara i posljedica	
Appendices	Curiosities (Zanimljivosti)	129
Prilozi	Instructions for authors (Naputak autorima)	I

Editor-in-chief's opening remarks



Dear readers!

The fact that you are reading the text that is in front of you means that we have made it. You are wondering now about what it is we have made. Well, to publish the issue you are just reading!

In the editor-in-chief's opening remarks of the previous issue of *Technical Gazette* you could read about hard times lying ahead of the scientific and scientific-professional papers in Croatia. The situation has not changed at all since then. We did not receive any support from the Ministry of Science, Education and Sports for the preparation of this issue. Only thanks to the exceptional efforts of all co-publishers and the help of our supporting institutions were we able to publish the actual issue.

But let's stop discussing "difficult" subjects. Let's turn to more beautiful topics. A joint meeting of the Editorial Board and the Council of the Journal was held at the Faculty of Civil Engineering in Osijek on February 18, 2010. New members of the Council and the Editorial Board were appointed at the meeting. The Editorial Office wants to express gratitude to the outgoing members for their former work and to wish a lot of success in future work to the incoming members. We are particularly pleased to say that at the same meeting the two new bodies of the journal, the International Editorial Council and the Expert Council were enlarged by distinguished home and foreign members. This will no doubt help in increasing the journal quality and level of recognition in the scientific and professional circles at

home and abroad. The names of the members of all the journal bodies are given in the impressum.

The same as the previous issue this one is also larger in volume. This is the result of an exceptionally great number of submitted papers and the need of authors to publish papers in a SCI magazine. Although this requires additional efforts to be made in technical preparation of the journal and especially in providing the necessary finances for its publication, we are glad and proud of such turn of events for it will make our journal even better and more recognizable.

The current issue publishes six original scientific papers, five preliminary notes, three subject reviews and two professional papers from different technical fields.

As usual the issue includes actual news from the Josip Juraj Strossmayer University of Osijek as well as several contributions on new books and meetings in the *Curiosities* section. We want to emphasize that starting with this issue new instructions for authors are given to make the preparation of manuscripts easier.

We invite you again, dear readers, to send us your contributions and support our efforts to maintain the high standard of the journal.

Yours sincerely,

A handwritten signature in dark ink, appearing to read 'Pero Raos' in a cursive script.

Pero Raos

Editor-in-chief of *Technical Gazette*

IONIZED GAS BOUNDARY LAYER ON BODIES OF REVOLUTION IN THE PRESENCE OF MAGNETIC FIELD

Branko R. Obrović, Slobodan R. Savić, Radovan S. Petrović

Original scientific paper

This paper studies ionized gas flow in the boundary layer on bodies of revolution. The present magnetic field is normal to a nonporous contour of the body. The governing boundary layer equations are brought to a generalized form by general similarity method. The obtained equations are numerically solved by finite differences method. Based on the obtained solutions, diagrams of distributions of physical quantities in the boundary layer are given. Conclusions of behaviour of these quantities for the studied ionized gas problem are also drawn.

Keywords: body of revolution, boundary layer, ionized gas, general similarity method, nonporous contour

Granični sloj ioniziranog plina na rotacijskim tijelima pri postojanju magnetskog polja

Izvorni znanstveni članak

Istraživano je strujanje ioniziranog plina u graničnom sloju na rotacijskim tijelima. Prisutno magnetsko polje je okomito na neporoznu konturu tijela. Polazne jednačbe graničnog sloja dovedene su na uopćeni oblik metodom uopćene sličnosti u verziji Saljnikova. Dobivene jednačbe numerički su riješene metodom konačnih razlika. Na osnovu dobivenih rješenja prikazani su dijagrami raspodjela fizikalnih veličina u graničnom sloju. Izvedeni su zaključci o ponašanju ovih veličina kod razmatranog problema strujanja ioniziranog plina.

Ključne riječi: granični sloj, ionizirani plin, metoda uopćene sličnosti, neporozna kontura, rotacijsko tijelo

1 Introduction Uvod

This paper studies ionized gas i.e. air flow in the boundary layer on bodies of revolution. The contour of the body within fluid is nonporous. The ionized gas flows in the conditions of the so-called equilibrium ionization.

The main objective of this investigation is to apply the general similarity method to the studied problem. The ultimate objective is to solve the obtained generalized equations in an appropriate approximation and to draw conclusions on behaviour of certain physical quantities and characteristics in the boundary layer.

The general similarity method was first introduced by L. G. Loitsianskii [1]. The method was later improved by V. N. Saljnikov [2]. The investigators of St Petersburg School and Belgrade School of boundary layer used this method to solve numerous important flow problems in the boundary layer (MHD and temperature boundary layer [1-4]). The original version of this method was successfully used for planar boundary layer of the dissociated gas [5, 6]. Using Saljnikov's version of the general similarity method different planar problems of both dissociated [7, 8] and ionized gas flow [9] in the boundary layer were solved.

The paper gives the results of an investigation of the ionized gas (air) flow along a body of revolution. The results were obtained by application of Saljnikov's version of the general similarity method. Unlike other methods [10, 11], both versions of the general similarity method involve usage of the momentum equation and sets of corresponding parameters (form parameters, magnetic parameters...). These are the so-called similarity parameters.

2 Governing boundary layer equations Polazne jednačbe graničnog sloja

When gas flows at high velocities (e.g. supersonic flight of an aircraft through the Earth's atmosphere), the temperature in the viscous boundary layer increases significantly. At high temperatures ionization of gas (air) occurs together with dissociation. Because of this thermochemical reaction the gas becomes electroconductive (its electroconductivity is σ). Then the gas (air) consists of positively charged ions, electrons and atoms (of oxygen and nitrogen).

If the ionized gas flows in the magnetic field of the power $B_m = B_{my} = B_m(x)$, an electric current is formed in the gas, which causes appearance of the Lorentz force and the Joule's heat. Due to these effects, new terms, not found in the equations for homogenous unionized gas, appear in the equations of the ionized gas boundary layer [12].

For the case of ionized gas flow in the magnetic field, in the conditions of equilibrium ionization, the equation system of steady laminar boundary layer on bodies of revolution [7, 10, 12] has the following form:

$$\begin{aligned} \frac{\partial}{\partial x}(\rho u r^j) + \frac{\partial}{\partial y}(\rho v r^j) &= 0, \quad (j = 1) \\ \rho u \cdot \frac{\partial u}{\partial x} + \rho v \cdot \frac{\partial u}{\partial y} &= -\frac{dp}{dx} + \frac{\partial}{\partial y} \left(\mu \cdot \frac{\partial u}{\partial y} \right) - \sigma \cdot B_m^2 \cdot u \\ \rho u \cdot \frac{\partial h}{\partial x} + \rho v \cdot \frac{\partial h}{\partial y} &= \\ &= u \cdot \frac{dp}{dx} + \mu \cdot \left(\frac{\partial u}{\partial y} \right)^2 + \frac{\partial}{\partial y} \left(\frac{\mu}{Pr} \cdot \frac{\partial h}{\partial y} \right) + \sigma \cdot B_m^2 \cdot u^2 \\ u = 0, \quad v = 0, \quad h = h_w = \text{const.} &\quad \text{for } y = 0 \\ u \rightarrow u_e(x), \quad h \rightarrow h_e(x) &\quad \text{for } y \rightarrow \infty. \end{aligned} \quad (1)$$

In the mathematical model (1), the first equation represents a continuity equation of axisymmetrical flow ($j=1$) of the compressible fluid on bodies of revolution [12]. The second equation is dynamic and the third one is an equation of the ionized gas boundary layer. The term $\sigma \cdot B_m^2 \cdot u$ in the dynamic equation represents Lorentz force, and the term $\sigma \cdot B_m^2 \cdot u^2$ in the energy equation stands for Joule's heat [12].

In the system (1) the notation is standard for the boundary layer theory [13, 14]: x, y - are longitudinal and transversal coordinates, $u(x, y)$ - is a longitudinal projection of velocity in the boundary layer, $v(x, y)$ - transversal projection, ρ - ionized gas density, p - pressure, μ - coefficient of dynamic viscosity, h - enthalpy, $r(x)$ - radius of the cross-section of the body of revolution and $Pr = \mu \cdot c_p / \lambda$ - Prandtl number where λ - stands for coefficient of thermal conductivity and c_p - specific heat of ionized gas. The subscript e denotes physical values at the outer edge of the boundary layer and the subscript w stands for the values on a nonporous wall of the body of revolution within the fluid.

The radius $r(x)$ is normal to the axis of revolution (Fig. 1). The function $r(x)$ practically defines the contour of the body of revolution. The thickness of the boundary layer $\delta(x)$ is considerably smaller than the radius of the body of revolution ($\delta(x) \ll r(x)$), therefore, it can be ignored in relation to $r(x)$ [12]. However, this cannot be applied to long thin bodies [12, 15].

In general, the ionized gas electroconductivity is a variable quantity that depends on the temperature, i.e. the enthalpy. In our investigations, by analogy with power B_m of the magnetic field [12], the electroconductivity is

assumed to be the function only of the longitudinal variable x , i.e.

$$\sigma = \sigma(x). \quad (2)$$

Taking the boundary conditions at the outer edge of the boundary layer into consideration, the pressure $p(x)$ can be eliminated from the system (1).

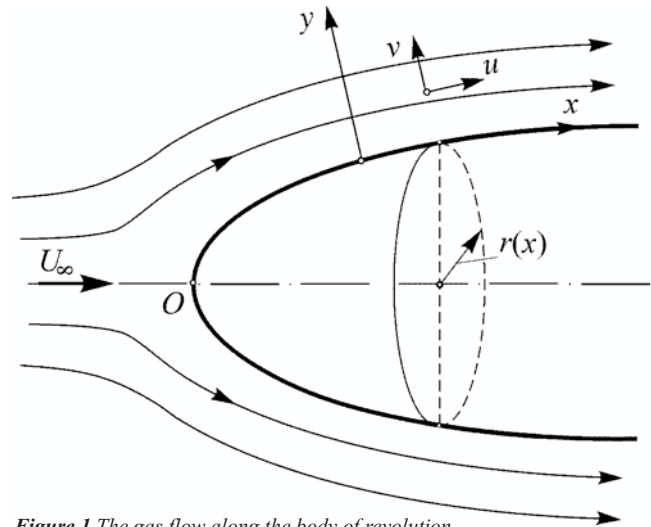


Figure 1 The gas flow along the body of revolution
Slika 1. Strujanje plina duž rotacijskog tijela

Then the governing equation system can be brought to the following form:

$$\begin{aligned} \frac{\partial}{\partial x} \left[\rho \cdot u \cdot \left(\frac{r}{L} \right)^j \right] + \frac{\partial}{\partial y} \left[\rho \cdot v \cdot \left(\frac{r}{L} \right)^j \right] &= 0, \quad (L = \text{const.}, j = 1) \\ \rho u \cdot \frac{\partial u}{\partial x} + \rho v \cdot \frac{\partial u}{\partial y} &= \rho_e u_e \cdot \frac{du_e}{dx} + \frac{\partial}{\partial y} \left(\mu \cdot \frac{\partial u}{\partial y} \right) + \sigma \cdot B_m^2 \cdot (u_e - u) \\ \rho u \cdot \frac{\partial h}{\partial x} + \rho v \cdot \frac{\partial h}{\partial y} &= -u \cdot \rho_e \cdot u_e \cdot \frac{du_e}{dx} + \mu \cdot \left(\frac{\partial u}{\partial y} \right)^2 + \frac{\partial}{\partial y} \left(\frac{\mu}{Pr} \cdot \frac{\partial h}{\partial y} \right) + \sigma \cdot B_m^2 \cdot (u^2 - u \cdot u_e) \\ u = 0, v = 0, h = h_w = \text{const.} &\quad \text{for } y = 0 \\ u \rightarrow u_e(x), h \rightarrow h_e(x) &\quad \text{for } y \rightarrow \infty. \end{aligned} \quad (3)$$

In the system (3), the continuity equation is written in the form that is more suitable for the obtained momentum equation. Here, L is a constant characteristic length (and for the numerical calculation, it is taken that $L=1$).

By the procedure [16] (by analogy with incompressible fluid flow 1), from the first two equations of the system (3) and by integration transversal to the boundary layer (from $y=0$ to $y \rightarrow \infty$), the following equation is obtained:

$$\begin{aligned} \frac{d}{dx} \left[\int_0^\infty \rho \cdot u \cdot \left(\frac{r}{L} \right)^j \cdot (u_e - u) dy \right] &= \\ &= \left(\frac{r}{L} \right)^j \cdot \frac{du_e}{dx} \cdot \int_0^\infty \rho \cdot u - \rho_e \cdot u_e dy + \left(\frac{r}{L} \right)^j \cdot \left(\mu \cdot \frac{\partial u}{\partial y} \right)_{y=0} - \\ &- \left(\frac{r}{L} \right)^j \cdot \sigma \cdot B_m^2 \cdot \int_0^\infty (u_e - u) dy. \end{aligned}$$

For solution of this integral, new variables are introduced:

$$\begin{aligned} s(x) &= \frac{1}{\rho_0 \cdot \mu_0} \cdot \int_0^x \rho_w \cdot \mu_w \cdot \left(\frac{r}{L} \right)^{2j} dx \\ z(x, y) &= \left(\frac{r}{L} \right)^j \cdot \int_0^y \frac{\rho}{\rho_0} \cdot dy, \quad (j = 1). \end{aligned} \quad (4)$$

In the transformations (4) and further in the paper, the values ρ_0 and $\mu_0 = \rho_0 \cdot \nu_0$ denote the known values of the density and dynamic, i.e. kinematic viscosity at a certain point of the ionized gas boundary layer. Here, ρ_w and μ_w denote the known values of these quantities on the wall of the body of revolution. Note that transformations (4) were used for $j=0$ in papers [5, 17].

Having changed the variables, it is relatively easy to

obtain the momentum equation. This equation can be found in its three forms:

$$\frac{dZ^{**}}{ds} = \frac{F_m}{u_e}, \quad \frac{df}{ds} = \frac{u'_e}{u_e} \cdot F_m + \frac{u''_e}{u'_e} \cdot f, \quad \frac{\Delta^{**'}}{\Delta^{**}} = \frac{u'_e}{u_e} \cdot \frac{F_m}{2f}, \quad (5)$$

Where prime (') denotes a derivation per the longitudinal variable s .

While obtaining the momentum equation, the common quantities are defined: conditional displacement thickness $\Delta^*(s)$, conditional momentum loss thickness $\Delta^{**}(s)$, conditional thickness $\Delta_1^{**}(s)$, nondimensional friction function $\zeta(s)$, form parameter $f(s)$, magnetic parameter $g(s)$ as well as a characteristic function of the boundary layer F_m . These, as well as other quantities of the boundary layer are defined using the expressions:

$$\begin{aligned} \Delta^*(s) &= \int_0^\infty \left(\frac{\rho_e}{\rho} - \frac{u}{u_e} \right) dz, \quad \Delta^{**}(s) = \int_0^\infty \frac{u}{u_e} \cdot \left(1 - \frac{u}{u_e} \right) dz, \quad \Delta_1^*(s) = \int_0^\infty \frac{\rho_e}{\rho} \cdot \left(1 - \frac{u}{u_e} \right) dz \\ \zeta &= \left[\frac{\partial(u/u_e)}{\partial(z/\Delta^{**})} \right]_{z=0}, \quad H = \frac{\Delta^*}{\Delta^{**}}, \quad H_1 = \frac{\Delta_1^*}{\Delta^{**}}, \quad Z^{**} = \frac{\Delta^{**2}}{v_0} \\ f(s) &= \frac{u'_e \cdot \Delta^{**2}}{v_0} = u'_e \cdot Z^{**} = f_1(s); \quad g(s) = N_\sigma \cdot Z^{**} = g_1(s) \\ N_\sigma &= \frac{1}{(r/L)^{2j}} \cdot \frac{\rho_0 \cdot \mu_0}{\rho_w \cdot \mu_w} \cdot \frac{\sigma \cdot B_m^2}{\rho_e}, \quad F_m = 2 \cdot [\zeta - (2+H) \cdot f] - 2 \cdot g \cdot H_1. \end{aligned} \quad (6)$$

For $j=0$ all the expressions (4), (5) and (6) completely come down to the corresponding expressions for planar ionized gas flow in the boundary layer [7].

3 Transformations of the boundary layer equations Transformacija jednačba graničnog sloja

In order to apply the general similarity method, the friction function $\psi(s, z)$ is introduced using the relations

$$u = \frac{\partial \psi}{\partial z}, \quad \tilde{v} = \frac{1}{(r/L)^{2j}} \cdot \frac{\rho_0 \cdot \mu_0}{\rho_w \cdot \mu_w} \cdot \left[u \cdot \frac{\partial z}{\partial x} + v \cdot \frac{\rho}{\rho_0} \cdot \left(\frac{r}{L} \right)^j \right] = -\frac{\partial \psi}{\partial s}, \quad (j=1) \quad (7)$$

that come from the continuity equation. For $j=0$, the relations (7) come down to the corresponding expressions used in e.g. papers [5, 7] for planar flow of dissociated i.e.,

ionized gas.

Applying (4) and (7), the governing equation system (3) is brought to this form:

$$\begin{aligned} \frac{\partial \psi}{\partial z} \cdot \frac{\partial^2 \psi}{\partial s \partial z} - \frac{\partial \psi}{\partial s} \cdot \frac{\partial^2 \psi}{\partial z^2} &= \frac{\rho_e}{\rho} \cdot u_e \cdot \frac{du_e}{ds} + v_0 \cdot \frac{\partial}{\partial z} \cdot \left(Q \cdot \frac{\partial^2 \psi}{\partial z^2} \right) + N_\sigma \cdot \frac{\rho_e}{\rho} \cdot \left(u_e - \frac{\partial \psi}{\partial z} \right) \\ \frac{\partial \psi}{\partial z} \cdot \frac{\partial h}{\partial s} - \frac{\partial \psi}{\partial s} \cdot \frac{\partial h}{\partial z} &= -\frac{\rho_e}{\rho} \cdot u_e \cdot \frac{du_e}{ds} \cdot \frac{\partial \psi}{\partial z} + v_0 \cdot Q \cdot \left(\frac{\partial^2 \psi}{\partial z^2} \right)^2 + v_0 \cdot \frac{\partial}{\partial z} \cdot \left(\frac{Q}{Pr} \cdot \frac{\partial h}{\partial z} \right) + N_\sigma \cdot \frac{\rho_e}{\rho} \cdot \frac{\partial \psi}{\partial z} \cdot \left(\frac{\partial \psi}{\partial z} - u_e \right) \\ \psi &= 0, \quad \frac{\partial \psi}{\partial z} = 0, \quad h = h_w = \text{const. for } z = 0 \\ \frac{\partial \psi}{\partial z} &\rightarrow u_e(s), \quad h \rightarrow h_e(s) \quad \text{for } z \rightarrow \infty. \end{aligned} \quad (8)$$

In the system (8), the nondimensional function Q is determined with the expression

$$Q = \frac{\rho \cdot \mu}{\rho_w \cdot \mu_w} = Q(s, z), \quad (Q=1 \text{ for } z=0, \quad Q = \frac{\rho_e \cdot \mu_e}{\rho_w \cdot \mu_w} = Q(s) \text{ for } z \rightarrow \infty). \quad (9)$$

The obtained equations (8) are formally the same as the corresponding equations in [7], while for $j=0$ they are completely the same.

4

Generalized equations of the boundary layer

Poopćene jednačbe graničnog sloja

In order to apply Saljnikov's version of the generalized similarity method, the procedure already used for solution of boundary layer fluid flow problems was carried out. For that reason, a new change of variables is performed:

$$s = s, \quad \eta(s, z) = \frac{u_e^{b/2}}{K(s)} z, \quad \psi(s, z) = u_e^{1-b/2} \cdot K(s) \cdot \Phi(s, \eta)$$

$$h(s, z) = h_1 \cdot \bar{h}(s, \eta); \quad K(s) = \left(a \cdot \nu_0 \cdot \int_0^s u_e^{b-1} ds \right)^{1/2} \quad (10)$$

$a, b = \text{const.}$ $h_1 = \text{const.}$;

here $\eta(s, z)$ - stands for a newly introduced transversal variable, $\Phi(s, \eta)$ - new stream function, $\bar{h}(s, \eta)$ - nondimensional enthalpy, h_1 - total enthalpy in the outer flow of the body of revolution within the fluid, while a, b - stand for arbitrary constants.

Based on (10), important quantities and characteristics of the boundary layer (6) can be expressed in the form of

more suitable relations as:

$$\frac{u}{u_e} = \frac{\partial \Phi}{\partial \eta}, \quad \Delta^{**}(s) = \frac{K(s)}{u_e^{b/2}} \cdot B(s)$$

$$B(s) = \int_0^\infty \frac{\partial \Phi}{\partial \eta} \cdot \left(1 - \frac{\partial \Phi}{\partial \eta} \right) d\eta$$

$$\frac{\Delta^*(s)}{\Delta^{**}(s)} = H = \frac{A(s)}{B(s)}$$

$$\frac{\Delta_1^*(s)}{\Delta^{**}(s)} = H_1 = \frac{A_1(s)}{B(s)}, \quad \zeta = B \cdot \left(\frac{\partial^2 \Phi}{\partial \eta^2} \right)_{\eta=0} \quad (11)$$

$$A(s) = \int_0^\infty \left(\frac{\rho_e}{\rho} - \frac{\partial \Phi}{\partial \eta} \right) d\eta$$

$$A_1(s) = \int_0^\infty \frac{\rho_e}{\rho} \cdot \left(1 - \frac{\partial \Phi}{\partial \eta} \right) d\eta;$$

where the quantities A, A_1 and B are considered to continual functions of the variable s .

The new transversal variable $\eta(s, z)$ and the stream function can also be written in a more suitable form as:

$$\eta(s, z) = \frac{B(s)}{\Delta^{**}(s)} z, \quad \bar{\psi}(s, z) = \frac{u_e(s) \cdot \Delta^{**}(s)}{B(s)} \cdot \Phi(s, \eta). \quad (12)$$

Using the newly introduced variables (10), i.e. (12), the equation system (8) after a comprehensive transformation is brought to a form suitable for further analysis. Thus transformed equation system is written as:

$$\frac{\partial}{\partial \eta} \left(Q \cdot \frac{\partial^2 \Phi}{\partial \eta^2} \right) + \frac{a \cdot B^2 + (2-b) \cdot f}{2B^2} \cdot \Phi \cdot \frac{\partial^2 \Phi}{\partial \eta^2} + \frac{f}{B^2} \cdot \left[\frac{\rho_e}{\rho} - \left(\frac{\partial \Phi}{\partial \eta} \right)^2 \right] + \frac{g}{B^2} \cdot \frac{\rho_e}{\rho} \cdot \left(1 - \frac{\partial \Phi}{\partial \eta} \right) = \frac{u_e}{u_e'} \cdot \frac{f}{B^2} \cdot \left(\frac{\partial \Phi}{\partial \eta} \cdot \frac{\partial^2 \Phi}{\partial s \partial \eta} - \frac{\partial \Phi}{\partial s} \cdot \frac{\partial^2 \Phi}{\partial \eta^2} \right)$$

$$\frac{\partial}{\partial \eta} \left[\frac{Q}{Pr} \cdot \frac{\partial \bar{h}}{\partial \eta} \right] + \frac{a \cdot B^2 + (2-b) \cdot f}{2B^2} \cdot \Phi \cdot \frac{\partial \bar{h}}{\partial \eta} - \frac{2\kappa \cdot f}{B^2} \cdot \frac{\rho_e}{\rho} \cdot \frac{\partial \Phi}{\partial \eta} + 2 \cdot \kappa \cdot Q \cdot \left(\frac{\partial^2 \Phi}{\partial \eta^2} \right)^2 + \frac{2\kappa \cdot g}{B^2} \cdot \frac{\rho_e}{\rho} \cdot \frac{\partial \Phi}{\partial \eta} \left(\frac{\partial \Phi}{\partial \eta} - 1 \right) =$$

$$= \frac{u_e}{u_e'} \cdot \frac{f}{B^2} \cdot \left(\frac{\partial \Phi}{\partial \eta} \cdot \frac{\partial \bar{h}}{\partial s} - \frac{\partial \Phi}{\partial s} \cdot \frac{\partial \bar{h}}{\partial \eta} \right) \quad (13)$$

$$\Phi(s, \eta) = 0, \quad \frac{\partial \Phi}{\partial \eta} = 0, \quad \bar{h} = \bar{h}_w \quad \text{for} \quad \eta = 0$$

$$\frac{\partial \Phi}{\partial \eta} \rightarrow 1, \quad \bar{h} \rightarrow \bar{h}_e = 1 - \kappa \quad \text{for} \quad \eta \rightarrow \infty.$$

The quantity $\kappa = f_0 = u_e^2 / 2h_1$ appears in the energy equation of the system (13) and in the boundary conditions, and just like with dissociated gas [5], it is called the local compressibility parameter. This parameter represents an in advance given function of s .

Furthermore, both equations of the system (13) contain the quotient u_e / u_e' in the corresponding terms; hence, the solution of the system will depend on each concrete form of the given velocity $u_e(s)$ on the outer edge of the boundary layer. Therefore, the obtained system is not generalized in terms of Loitsianskii [1], and it is not possible to obtain the so-called generalized boundary layer equations using the functions $\Phi(s, \eta)$ and $\bar{h}(s, \eta)$.

In order to bring the system (8) to a generalized form, it is necessary, from the very beginning, to introduce the corresponding sets of parameters in the transformations (10), i.e., (12). Therefore, we introduce the stream function Φ and the nondimensional enthalpy \bar{h} by the expressions:

$$\psi(s, z) = \frac{u_e \cdot \Delta^{**}}{B} \cdot \Phi(\eta, \kappa, f_1, f_2, f_3, \dots, g_1, g_2, g_3, \dots)$$

$$h(s, z) = h_1 \cdot \bar{h}(\eta, \kappa, f_1, f_2, f_3, \dots, g_1, g_2, g_3, \dots); \quad (14)$$

in which (f_k) stands for a set of the form parameters of Loitsianskii's type [1], while (g_k) denotes a set of magnetic

parameters. In the literature, the relations as (14) are called "the general similarity transformations" and the sets of parameters are called "the similarity parameters". These parameters are independent variables (instead of the variable s).

In the studied flow case, the introduced sets of parameters are determined with the expressions:

$$\kappa = f_0(s) = \frac{u_e^2}{2h_1}, \quad f_k(s) = u_e^{k-1} \cdot u_e^{(k)} \cdot Z^{**k} \quad (15)$$

$$g_k(s) = u_e^{k-1} \cdot N_\sigma^{(k-1)} \cdot Z^{**k}$$

where they satisfy the following recurrent simple differential equations (16):

$$\begin{aligned} \frac{u_e}{u_e'} \cdot f_1 \cdot \frac{d\kappa}{ds} &= 2\kappa \cdot f_1 = \theta_0 \\ \frac{u_e}{u_e'} \cdot f_1 \cdot \frac{df_k}{ds} &= [(k-1) \cdot f_1 + k \cdot F_m] \cdot f_k + f_{k+1} = \theta_k \\ \frac{u_e}{u_e'} \cdot f_1 \cdot \frac{dg_k}{ds} &= [(k-1) \cdot f_1 + k \cdot F_m] \cdot g_k + g_{k+1} = \gamma_k \\ (k &= 1, 2, 3, \dots). \end{aligned} \quad (16)$$

Note that the introduced sets of parameters and equations (16) have formally the same structure as the corresponding expressions with incompressible fluid flow [1]. Based on (15), the first parameters of the sets (f_k) and (g_k), ($f_1 = u_e' \cdot Z^{**}$, $g_1 = N_\sigma \cdot Z^{**}$) represent the already defined form parameter f and magnetic parameter g (6).

Having applied the similarity transformations (12) and (14), the boundary layer equation system (8) is finally transformed into:

$$\begin{aligned} \frac{\partial}{\partial \eta} \left(Q \cdot \frac{\partial^2 \Phi}{\partial \eta^2} \right) + \frac{a \cdot B^2 + (2-b) \cdot f_1}{2B^2} \cdot \Phi \cdot \frac{\partial^2 \Phi}{\partial \eta^2} + \frac{f_1}{B^2} \left[\frac{\rho_e}{\rho} - \left(\frac{\partial \Phi}{\partial \eta} \right)^2 \right] + \frac{g_1}{B^2} \cdot \frac{\rho_e}{\rho} \cdot \left(1 - \frac{\partial \Phi}{\partial \eta} \right) = \\ = \frac{1}{B^2} \cdot \left[\sum_{k=0}^{\infty} \theta_k \cdot \left(\frac{\partial \Phi}{\partial \eta} \cdot \frac{\partial^2 \Phi}{\partial \eta \partial f_k} - \frac{\partial \Phi}{\partial f_k} \cdot \frac{\partial^2 \Phi}{\partial \eta^2} \right) + \sum_{k=1}^{\infty} \gamma_k \cdot \left(\frac{\partial \Phi}{\partial \eta} \cdot \frac{\partial^2 \Phi}{\partial \eta \partial g_k} - \frac{\partial \Phi}{\partial g_k} \cdot \frac{\partial^2 \Phi}{\partial \eta^2} \right) \right] \\ \frac{\partial}{\partial \eta} \left[\frac{Q}{Pr} \cdot \frac{\partial \bar{h}}{\partial \eta} \right] + \frac{a \cdot B^2 + (2-b) \cdot f_1}{2B^2} \cdot \Phi \cdot \frac{\partial \bar{h}}{\partial \eta} - \frac{2\kappa f_1}{B^2} \cdot \frac{\rho_e}{\rho} \cdot \frac{\partial \Phi}{\partial \eta} + 2\kappa Q \cdot \left(\frac{\partial^2 \Phi}{\partial \eta^2} \right)^2 - \frac{2\kappa g_1}{B^2} \cdot \frac{\rho_e}{\rho} \cdot \left(1 - \frac{\partial \Phi}{\partial \eta} \right) \cdot \frac{\partial \Phi}{\partial \eta} = \\ = \frac{1}{B^2} \cdot \left[\sum_{k=0}^{\infty} \theta_k \cdot \left(\frac{\partial \Phi}{\partial \eta} \cdot \frac{\partial \bar{h}}{\partial f_k} - \frac{\partial \Phi}{\partial f_k} \cdot \frac{\partial \bar{h}}{\partial \eta} \right) + \sum_{k=1}^{\infty} \gamma_k \cdot \left(\frac{\partial \Phi}{\partial \eta} \cdot \frac{\partial \bar{h}}{\partial g_k} - \frac{\partial \Phi}{\partial g_k} \cdot \frac{\partial \bar{h}}{\partial \eta} \right) \right] \\ \Phi = 0, \quad \frac{\partial \Phi}{\partial \eta} = 0, \quad \bar{h} = \bar{h}_w = \text{const.} \quad \text{for } \eta = 0 \\ \frac{\partial \Phi}{\partial \eta} \rightarrow 1, \quad \bar{h} \rightarrow \bar{h}_e(s) = 1 - \kappa \quad \text{for } \eta \rightarrow \infty. \end{aligned} \quad (17)$$

Since in (17) the distribution of the outer velocity $u_e(s)$, does not figure explicitly, this system is generalized. The system of generalized equations (17) represents a general mathematical model of the ionized gas flow in the boundary layer on bodies of revolution. Once again note that the obtained system (17) has the same form as the equation system of the corresponding ionized gas planar flow [7]. For $j=0$, these equation systems are the same because in that

case the transformations of the variables and parameters have the same form.

In three-parametric twice localized approximation ($\kappa = f_0 \neq 0$, $f_1 = f \neq 0$, $g_1 = g \neq 0$, $f_2 = f_3 = \dots = g_2 = g_3 = \dots = 0$ and $\partial/\partial \kappa = 0$, $\partial/\partial g = 0$) the obtained equation system is significantly simplified. In this approximation the generalized equation system (17) comes down to:

$$\begin{aligned} \frac{\partial}{\partial \eta} \left(Q \cdot \frac{\partial^2 \Phi}{\partial \eta^2} \right) + \frac{a \cdot B^2 + (2-b) \cdot f_1}{2B^2} \cdot \Phi \cdot \frac{\partial^2 \Phi}{\partial \eta^2} + \frac{f_1}{B^2} \left[\frac{\rho_e}{\rho} - \left(\frac{\partial \Phi}{\partial \eta} \right)^2 \right] + \frac{g_1}{B^2} \cdot \frac{\rho_e}{\rho} \cdot \left(1 - \frac{\partial \Phi}{\partial \eta} \right) = \frac{F_m \cdot f_1}{B^2} \cdot \left(\frac{\partial \Phi}{\partial \eta} \cdot \frac{\partial^2 \Phi}{\partial \eta \partial f_1} - \frac{\partial \Phi}{\partial f_1} \cdot \frac{\partial^2 \Phi}{\partial \eta^2} \right) \\ \frac{\partial}{\partial \eta} \left[\frac{Q}{Pr} \cdot \frac{\partial \bar{h}}{\partial \eta} \right] + \frac{a \cdot B^2 + (2-b) \cdot f_1}{2B^2} \cdot \Phi \cdot \frac{\partial \bar{h}}{\partial \eta} - \frac{2\kappa \cdot f_1}{B^2} \cdot \frac{\rho_e}{\rho} \cdot \frac{\partial \Phi}{\partial \eta} + 2\kappa \cdot Q \cdot \left(\frac{\partial^2 \Phi}{\partial \eta^2} \right)^2 - \frac{2\kappa \cdot g_1}{B^2} \cdot \frac{\rho_e}{\rho} \cdot \left(1 - \frac{\partial \Phi}{\partial \eta} \right) \cdot \frac{\partial \Phi}{\partial \eta} = \\ = \frac{F_m \cdot f_1}{B^2} \cdot \left(\frac{\partial \Phi}{\partial \eta} \cdot \frac{\partial \bar{h}}{\partial f_1} - \frac{\partial \Phi}{\partial f_1} \cdot \frac{\partial \bar{h}}{\partial \eta} \right) \\ \Phi = 0, \quad \frac{\partial \Phi}{\partial \eta} = 0, \quad \bar{h} = \bar{h}_w = \text{const.} \quad \text{for } \eta = 0 \\ \frac{\partial \Phi}{\partial \eta} \rightarrow 1, \quad \bar{h} \rightarrow \bar{h}_e(s) = 1 - \kappa \quad \text{for } \eta \rightarrow \infty. \\ (\Phi = \Phi^1 = \Phi^1(\eta, \kappa, f_1, g_1), \quad \bar{h} = \bar{h}^1 = \bar{h}^1(\eta, \kappa, f_1, g_1)); \end{aligned} \quad (18)$$

where

$$F_m = 2 \cdot [\zeta - (2 + H) \cdot f_1] - 2g_1 \cdot H_1.$$

The system of approximate generalized equations (18) represents a mathematical model of this problem of ionized gas flow in the boundary layer on bodies of revolution.

5

Numerical solution

Numeričko rješenje

For numerical solution of the system (18), the order of the dynamic equation is first decreased using the change

$$\frac{u}{u_e} = \frac{\partial \Phi}{\partial \eta} = \varphi(\eta, \kappa, f_1, g_1). \quad (19)$$

Taking into consideration the change (19), the equation system for numerical integration is finally brought to the form (20):

$$\begin{aligned} \frac{\partial}{\partial \eta} \left(Q \cdot \frac{\partial \varphi}{\partial \eta} \right) + \frac{a \cdot B^2 + (2-b) \cdot f_1}{2B^2} \cdot \Phi \cdot \frac{\partial \varphi}{\partial \eta} + \frac{f_1}{B^2} \left[\frac{\rho_e}{\rho} - \varphi^2 \right] + \frac{g_1}{B^2} \cdot \frac{\rho_e}{\rho} \cdot (1-\varphi) &= \frac{F_m \cdot f_1}{B^2} \cdot \left(\varphi \cdot \frac{\partial \varphi}{\partial f_1} - \frac{\partial \Phi}{\partial f_1} \cdot \frac{\partial \varphi}{\partial \eta} \right) \\ \frac{\partial}{\partial \eta} \left[\frac{Q}{Pr} \cdot \frac{\partial \bar{h}}{\partial \eta} \right] + \frac{a \cdot B^2 + (2-b) \cdot f_1}{2B^2} \cdot \Phi \cdot \frac{\partial \bar{h}}{\partial \eta} - \frac{2\kappa f_1}{B^2} \cdot \frac{\rho_e}{\rho} \cdot \varphi + 2\kappa Q \cdot \left(\frac{\partial \varphi}{\partial \eta} \right)^2 - \frac{2\kappa \cdot g_1}{B^2} \cdot \frac{\rho_e}{\rho} \cdot (1-\varphi) \cdot \varphi &= \frac{F_m \cdot f_1}{B^2} \cdot \left(\varphi \cdot \frac{\partial \bar{h}}{\partial f_1} - \frac{\partial \Phi}{\partial f_1} \cdot \frac{\partial \bar{h}}{\partial \eta} \right) \end{aligned} \quad (20)$$

$$\varphi = 0, \Phi = 0, \bar{h} = \bar{h}_w = \text{const. for } \eta = 0$$

$$\varphi \rightarrow 1, \bar{h} \rightarrow \bar{h}_e = 1 - \kappa \text{ for } \eta \rightarrow \infty.$$

Furthermore, by analogy with the dissociated gas [5], for the function Q and the density ratio ρ_e/ρ approximate values are adopted in the form of the expressions:

$$Q = Q(\bar{h}) \approx \left(\frac{\bar{h}_w}{\bar{h}} \right)^{1/3}, \quad \frac{\rho_e}{\rho} \approx \frac{\bar{h}}{1-\kappa}. \quad (21)$$

Note that a detailed investigation with thermodynamic tables for dissociated i.e., ionized gas is needed for finding the exact laws on distributions of these quantities, which is not the objective of our investigation.

Numerical solution of the system of conjugated partial differential equations (20) is performed by means of finite differences method using the passage method. For that reason, the boundary layer area is replaced with a planar integration grid that contains cells with values $\Delta\eta = 0,05$ and $\Delta f_i = 0,001$ [7, 17, 18]. Some derivatives in the equations (20) are replaced with the corresponding finite differences at discrete points of the grid. The values of the functions φ , Φ and \bar{h} are calculated at these points of each calculating layer. The number of discrete points for each calculating layer is $M=N=401$.

Due to localization per the compressibility and magnetic parameter, these parameters play the role of simple parameters. Therefore the equation system (20) is solved for each in advance given value of these parameters. Since Prandtl number practically does not depend on the temperature, the equations are solved for $Pr = 0,712$ (for air). The usual values are taken for the constants a and b [2]: $a = 0,4408$ and $b = 5,7140$.

For a concrete solution of the generalized equation system (20), i.e., the corresponding system of algebraic equations expressed by means of the finite differences method, a suitable program in FORTRAN programming language was written. It is based on the program used in the paper [2]. The accepted values for the characteristic

functions B , Q and F_m at zero iteration are $B_{K+1}^0 = 0,469$, $Q_{1,K+1}^0 = 1$ and $F_{m,K+1}^0 = 0,4411$. The equation system (20) is nonlinear, therefore it is solved using an iterative procedure.

6

Results

Rezultati

Numerical solution of the system of generalized equations (20) is obtained for each cross-section of the boundary layer (starting from the cross-section $f_1 = 0,00$) in the form of tables. Only some of the results in the form of diagrams are shown in this paper. The subscript 1 is omitted in the parameters f_i and g_i .

Figure 2 shows the diagram of the nondimensional velocity $u/u_e = \partial \Phi / \partial \eta$ for three cross-sections of the boundary layer $f_1 = f = -0,18$; $f = 0,00$ and $f = 0,18$, while the value of the compressibility parameter is $\kappa = f_0 = 0,02$. Figure 3 gives the diagram of the distribution of the nondimensional enthalpy \bar{h} at these cross-sections, where the compressibility parameter is $\kappa = f_0 = 0,03$. Figure 4 represents the distribution of the nondimensional enthalpy \bar{h} at one cross section of the boundary layer ($f = 0,08$) but for three different values of the porosity parameter. Figure 5 shows the distribution of the nondimensional friction function $\zeta(f)$ in the boundary layer for three values of the magnetic parameter g . Finally, Figure 6 gives the diagram of the distribution of the characteristic function $F_m(f)$ of the boundary layer.

7

Conclusions

Zaključci

The general similarity method was successfully applied to the ionized gas flow in the boundary layer. However, there are some difficulties in application of this method,

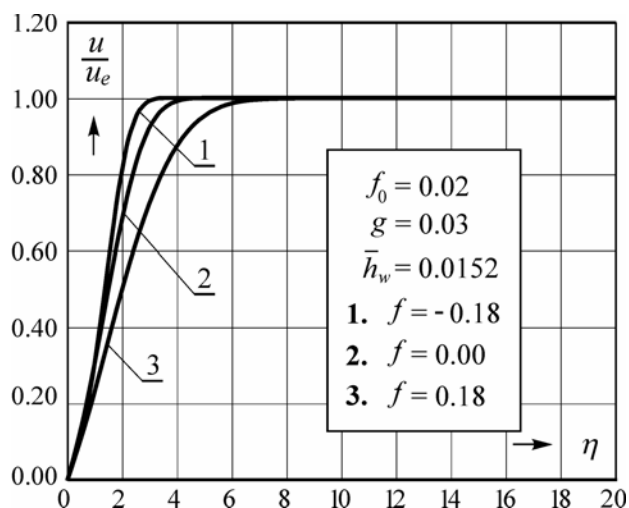


Figure 2 Diagram of the nondimensional velocity u/u_e
Slika 2. Dijagram bezdimenzijske brzine u/u_e

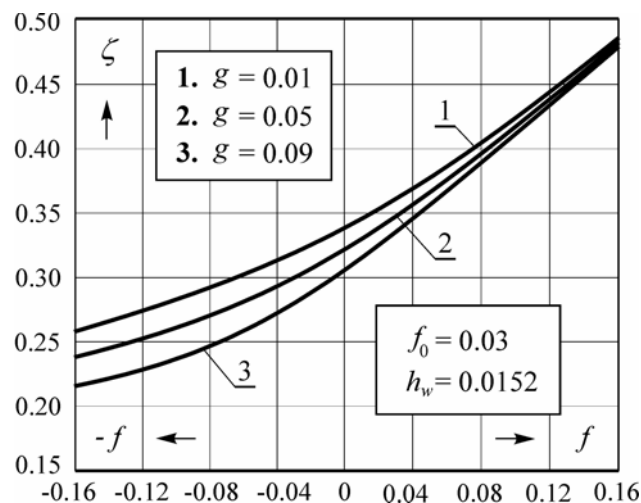


Figure 5 Distribution of the nondimensional friction function $\zeta(f)$
Slika 5. Raspodjela bezdimenzijske funkcije trenja $\zeta(f)$

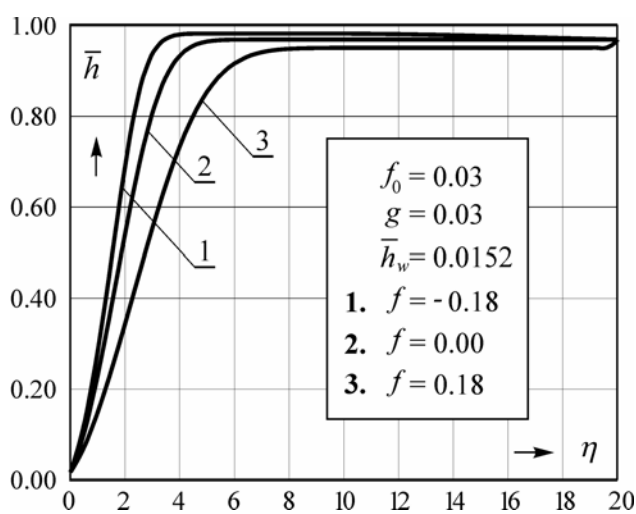


Figure 3 Diagram of the nondimensional enthalpy \bar{h}
Slika 3. Dijagram bezdimenzijske entalpije \bar{h}

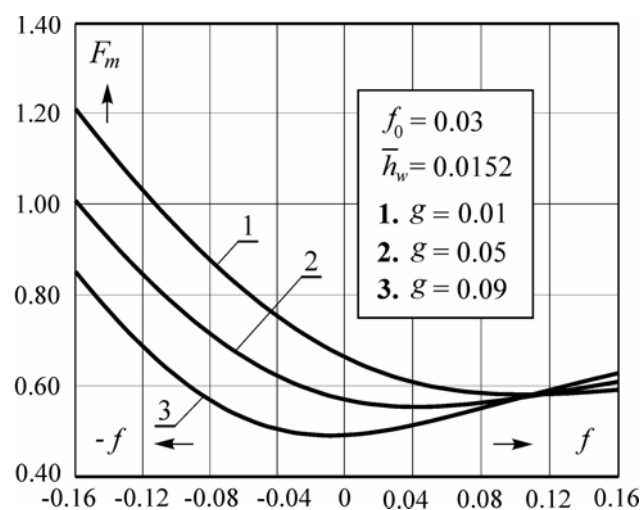


Figure 6 Distribution of the characteristic function $F_m(f)$
Slika 6. Raspodjela karakteristične funkcije $F_m(f)$

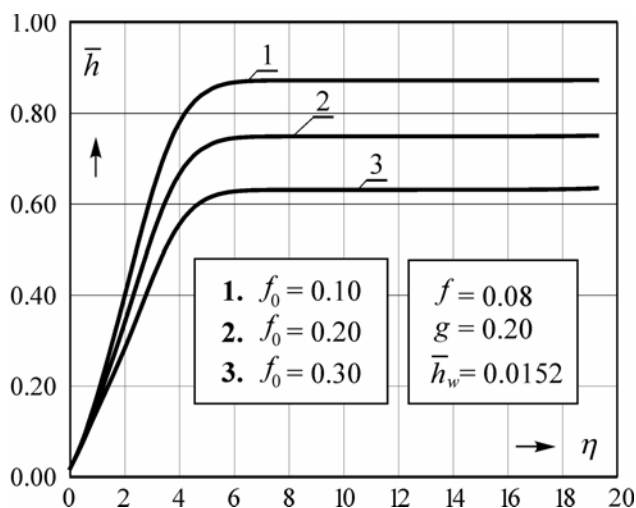


Figure 4 Diagram of the nondimensional enthalpy \bar{h} for different values of the parameter $\kappa = f_0$
Slika 4. Dijagram bezdimenzijske entalpije \bar{h} za razne vrijednosti parametra $\kappa = f_0$

mainly of mathematical nature.

Application of this method has given important quality results that illustrate the behaviour of the distributions of the physical and characteristic quantities at certain cross-sections of the boundary layer.

Note that the system of generalized equations (17) has the same form as the corresponding equation system for the planar ionized gas flow along a nonporous contour. It, obviously, enables the transformations (4) that contain the terms $(r/L)^2$ and r/L .

Based on the numerical results a general conclusion can be drawn: the distributions of the obtained solutions of the boundary layer equations have the same behaviour as with other problems of dissociated gas flow.

Based on the diagrams here presented and others not shown, the following concrete conclusions can be drawn:

- The nondimensional flow velocity u/u_e at different cross-sections of the boundary layer on bodies of revolution converges very fast towards unity (Fig. 2).
- The nondimensional enthalpy converges relatively fast towards the value $\bar{h} = \bar{h}_e = 1 - \kappa$ at the outer edge of the boundary layer (Fig. 3).
- The compressibility parameter has a significant influence on distribution of the nondimensional enthalpy at any cross-section of the boundary layer (Fig. 4).
- The diagram in Figure 5 shows that the magnetic parameter has a significant influence on the nondimensional friction function ζ , and hence on the boundary layer separation point. A decrease in the value of the magnetic parameter postpones the separation of the boundary layer.

- The magnetic parameter has a significant influence on the distribution of the characteristic function F_m of the ionized gas boundary layer on bodies of revolution (Fig. 6).

In order to obtain more exact quantitative solutions, the system (17) should be solved in three-parametric approximation but without localization per corresponding parameters, in particular without localization per the compressibility parameter. This is very important because the compressibility parameter has a great influence on the change of enthalpy in the boundary layer. Furthermore, it has been noted to change even the general character of the behaviour of the distribution of the enthalpy [5], which could be also expected in this case. However, solution of these equations without localization would be brought with both mathematical and software difficulties.

8

References

Literatura

- [1] Loitsianskii, L. G. Liquid and gas mechanics. Nauka, Moscow, 1978.
- [2] Saljnikov, V.; Dallmann, U. Verallgemeinerte Ähnlichkeitslösungen für dreidimensionale, laminare, stationäre, kompressible Grenzschichtströmungen an schiebenden profilierten Zylindern. Institut für Theoretische Strömungsmechanik, DLR-FB 89-34, Göttingen, 1989.
- [3] Boričić, Z.; Nikodijević D.; Milenković, D. Unsteady MHD Boundary Layer on a Porous Surface. // Facta Universitatis, Series Mechanics, Automatic Control and Robotics, 1, 5 (1995), pp. 631-643.
- [4] Pavlović, M. Temperature boundary layer on a rotating surface - the problem of the constant temperature wall. // Theoret. Appl. Mech. 33, 2 (2006), pp. 91-106.
- [5] Krivtsova, N. V. Parameter method of solving of the laminar boundary layer equations with axial pressure gradient in the conditions of equilibrium dissociation of the gas. // Engineering-Physical Journal, 10 (1966), pp. 143-153.
- [6] Krivtsova, N. V. Laminar boundary layer in the equilibrium dissociated gas at an arbitrary distribution of the outer velocity. // Liquid and gas mechanics, 10 (1966), pp. 106-112.
- [7] Obrović, B.; Boundary layer of dissociated gas. Monograph, University of Kragujevac, Faculty of Mechanical Engineering, Kragujevac, 1994.
- [8] Obrović, B.; Savić, S. Dissociated gas flow in the boundary layer in the case of a porous contour of the body within fluid. // Facta Universitatis, Series Mechanics, Automatic Control and Robotics 3, 15 (2003), pp. 989-1000.
- [9] Savić, S.; Obrović, B. The influence of variation of electroconductivity on ionized gas flow in the boundary layer along a porous wall. // Theoret. Appl. Mech. 33, 2 (2006), pp. 149-179.
- [10] Schlichting, H. Grenzschicht-theorie. Verlag G. Braun, Karlsruhe, 1974.
- [11] Watanabe, T.; Pop, I. Thermal boundary layer in magnetohydrodynamic flow over a flat plate in the presence of a transverse magnetic field. // Acta Mech. 105 (1994), pp. 233-238.
- [12] Loitsianskii, L. G. Laminar boundary layer. FML, Moscow, 1962.
- [13] Dorrance, W. H. Viscous hypersonic flow. Theory of reacting and hypersonic boundary layers, Mir, Moscow, 1966.
- [14] Anderson, John D. Jr. Hypersonic and high temperature gas dynamics. New York, St. Louis, San Francisco: McGraw-Hill Book Company, 1989.
- [15] Kostić, S. T. Multiparametric boundary layer method on thin rotating bodies, Liquid and gas mechanics, 6 (1991), pp. 22-27.
- [16] Obrović, B.; Savić, S. Momentum Equation of the Boundary Layer on Rotating Bodies for the Case of Dissociated Gas Flow Along a Porous Contour. // FME Transactions, 35, 2 (2007), pp. 63-68.
- [17] Obrović, B.; Savić, S. Ionized gas boundary layer on a porous wall of the body within the electroconductive fluid. // Theoret. Appl. Mech. 31, 1 (2004), pp. 47-71.
- [18] Obrović, B.; Nikodijević, D.; Savić, S. Boundary Layer of Dissociated Gas on Bodies of Revolution of a Porous Contour. // Strojniški vestnik - Journal of Mechanical Engineering, 55, 4 (2009), pp. 244-253.

Authors' addresses

Adrese autora

Dr. Branko R. Obrović, Full Professor

Faculty of Mechanical Engineering in Kragujevac
Sestre Janjić 6, 34000 Kragujevac, Serbia
E-mail: bobrovic@kg.ac.rs

Dr. Slobodan R. Savić, Assistant Professor (corresponding author)

Faculty of Mechanical Engineering in Kragujevac
Sestre Janjić 6, 34000 Kragujevac, Serbia
E-mail: ssavic@kg.ac.rs

Dr. Radovan S. Petrović, Associate Professor

Faculty of Mechanical Engineering in Kraljevo
Dositejeva 19, 36000 Kraljevo, Serbia
E-mail: petrovic.r@mfkv.kg.ac.rs

Design omota znanstveno-stručnog časopisa

TEHNIČKI VJESNIK / TECHNICAL GAZETTE,

promjenjiv je i ovisi o tematici broja ili zanimanju pojedinaca ili tvrtki da prezentiraju svoje proizvode ili usluge na omotu.

Časopis je osim znanstvenicima i stručnjacima

iz područja djelovanja tri tehnička fakulteta Sveučilišta u Osijeku,

osnivačima i pokretačima časopisa, širom otvoren za objavljivanje

promidžbenih i drugih priloga i svim tvrtkama, kompanijama,

agencijama, bankama, burzama i sl., kako iz Hrvatske tako i

iz inozemstva. S nestrpljenjem očekujemo Vaše kontakte.

Cover design of the scientific-professional journal

TEHNIČKI VJESNIK/TECHNICAL GAZETTE

is changeable depending on the topic of the issue and the interest of the people or the firms in advertizing their products or services on the cover.

Therefore, not only are the scientists and professionals

in the fields of activities of the three technical faculties

of the University of Osijek, the journal founders and initiators,

invited to publish in it, but also the firms, companies, agencies,

banks, stock-exchanges etc., both from Croatia and

foreign countries. In a word, all those, willing to publish

their promotional advertisements and other information,

are welcome and we are looking forward to hear from them.